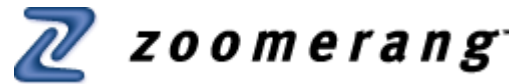


## CSTF Math Teacher Survey

### Results Overview



Date: 10/30/2006 2:33 PM PST  
 Responses: Completes  
 Filter: No filter applied

1. I would find it easy to describe computer science (the study of computer and algorithmic processes, including their principles, their hardware and software designs, their application, and their impact on society) to my students.

Strongly Disagree		4	10%
		5	13%
		12	31%
		12	31%
Strongly Agree		6	15%
Don't Know		0	0%
<b>Total</b>		39	100%

2. Students in my school would benefit from learning more about computer science.

Strongly Disagree		0	0%
		0	0%
		6	15%
		16	41%
Strongly Agree		15	38%
Don't Know		2	5%
<b>Total</b>		39	100%

3. I would be interested and willing to teach a class in discrete mathematics (see list below) if the appropriate materials and training were available.

Strongly Disagree		4	10%
		0	0%
		3	8%
		11	28%
Strongly Agree		12	31%
Don't Know		9	23%
<b>Total</b>		39	100%

A high school course in discrete mathematics might include a few of the following topics:





- Logic - a study of reasoning;
- Set theory - a study of collections of elements;
- Number theory;
- Combinatorics - a study of counting;
- Graph theory;
- Digital geometry and digital topology;
- Algorithmics - a study of methods of calculation;
- Information theory;
- Computability and complexity theories - dealing with theoretical and practical limitations of algorithms;
- Elementary probability theory and Markov chains;

- Linear algebra - a study of related linear equations.
- Functions
- Partially Ordered Sets
- Probability
- Proofs
- Counting and Relations
- Collections







4. I would be interested and willing to use a spreadsheet program to enhance students' understanding of mathematics if the appropriate materials and training were available.

Strongly Disagree		2	5%
		5	13%
		8	21%
		14	36%
Strongly Agree		9	23%
Don't Know		1	3%
<b>Total</b>		<b>39</b>	<b>100%</b>



5. I would be interested and willing to use programmable graphical calculators to enhance students' understanding of mathematics if the appropriate materials and training were available.

Strongly Disagree		0	0%
		4	10%
		4	10%
		12	31%
Strongly Agree		19	49%
Don't Know		0	0%
<b>Total</b>		<b>39</b>	<b>100%</b>

6. I would be interested and willing to feature other types of computer programming to enhance students' understanding of mathematics if the appropriate materials and training were available.

Strongly Disagree		4	10%
		5	13%
		5	13%
		11	28%
Strongly Agree		11	28%
Don't Know		3	8%
<b>Total</b>		<b>39</b>	<b>100%</b>

7. Students' understanding of mathematics concepts could be improved by the appropriate use of computer programming assignments in a mathematics class.

Strongly Disagree		2	5%
		3	8%
		6	15%
		7	18%
Strongly Agree		10	26%
Don't Know		11	28%


<b>Total</b>		39	100%
--------------	--	----	------

8. Now that three years of mathematics are required for graduation, computer science should be allowed as one of these years.








Strongly Disagree		8	21%
		4	10%
		10	26%
		6	15%
Strongly Agree		10	26%
Don't Know		1	3%
<b>Total</b>		39	100%

#### DEMOGRAPHIC INFORMATION




11. Approximately how many students are enrolled in your school?

















under 500		9	23%
500-1,000		9	23%
1,001-1,500		9	23%
1,501-2,000		7	18%
2,001-2,500		3	8%
2,501-3,000		1	3%
More than 3,000		1	3%
<b>Total</b>		39	100%

12. How large are your math classes? i.e. What is the average number of students per class session?

1-5		0	0%
6-10		1	3%
11-15		2	5%
16-20		4	11%
21-25		7	18%
26-30		11	29%
31-35		10	26%
36-40		3	8%
41-45		0	0%
46-50		0	0%
More than 50		0	0%
<b>Total</b>		38	100%

13. In what county is your school located?

Baker		0	0%
Benton		2	5%
Clackamas		2	5%
Clatsop		1	3%
Columbia		0	0%

Coos		0	0%
Crook		0	0%
Curry		0	0%
Deschutes		4	10%
Douglas		3	8%
Gilliam		0	0%
Grant		0	0%
Harney		0	0%
Hood River		1	3%
Jackson		3	8%
Jefferson		0	0%
Josephine		0	0%
Klamath		1	3%
Lake		0	0%
Lane		3	8%
Lincoln		1	3%
Linn		1	3%
Malheur		3	8%
Marion		1	3%
Morrow		0	0%
Multnomah		4	10%
Polk		0	0%
Sherman		0	0%
Tillamook		0	0%
Umatilla		1	3%
Union		1	3%
Wallowa		0	0%
Wasco		1	3%
Washington		5	13%
Wheeler		0	0%
Yamhill		1	3%
<b>Total</b>		<b>39</b>	<b>100%</b>

## 14. Is your school public or private?

Public		39	100%
Private		0	0%
<b>Total</b>		<b>39</b>	<b>100%</b>

## ADDITIONAL INFORMATION AND IDEAS

Copyright ©1999- 2006 MarketTools, Inc. All Rights Reserved.  
 No portion of this site may be copied without the express written consent of MarketTools, Inc. [Trademark Notice](#)