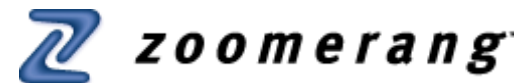


## CSTF HS Student 08-2

### Results Overview



Date: 3/19/2008 4:42 PM PST  
 Responses: Completes  
 Filter: No filter applied

Please review the GET REAL webpages prior to completing this survey. <http://getreal.ous.edu/>

#### 1. A little about you

What is your class standing?



Freshman		0	0%
Sophomore		7	18%
Junior		23	59%
Senior		9	23%
Total		39	100%

#### 7. What is your experience level with computers, check all that apply:

Social Networking: e.g. MySpace, Facebook		37	95%
Writing blogs and email		36	92%
Using computer tools for school homework		38	97%
Programming in or using Game Maker or other gaming languages		12	31%
Programming in a scripting language: e.g. Javascript, HTML		22	56%
Programming in a language: e.g. C++, C#, Python		24	62%
Other, please specify		12	31%

#### 8. Indicate any programming or computer science courses you have taken or are now taking in or outside of high school. Check all that apply.

Web Design or Advanced Web Design		24	63%
Game Maker or other game design software		4	11%
Programming using Visual Basic		3	8%
Programming using Javascript or HTML		9	24%

Programming using C++, C#, Python		22	58%
IB or AP Computer Science		0	0%
other, please specify		12	32%

### Review of the GET REAL webpages <http://getreal.ous.edu/>








#### 10. How easy is it to navigate the GET REAL site?

Top number is the count of respondents selecting the option. Bottom % is percent of the total respondents selecting the option.	Difficult	OK	Average	Good	Very Easy
Navigation using the MENU buttons	0 0%	7 18%	12 31%	14 36%	6 15%
Navigation using the FLASH scroll box	0 0%	6 15%	16 41%	10 26%	7 18%

#### 11. Rate each GET REAL web page - for LEAST useful - to MOST useful information.





Top number is the count of respondents selecting the option. Bottom % is percent of the total respondents selecting the option.	LEAST useful	OK	Average	Good	MOST useful
Home Page	4 10%	5 13%	13 33%	13 33%	4 10%
People	4 10%	5 13%	13 33%	10 26%	7 18%
High School & College	0 0%	3 8%	8 21%	16 41%	12 31%
Careers	0 0%	3 8%	9 24%	16 42%	10 26%
Parents & Educators	0 0%	5 13%	20 51%	9 23%	5 13%

#### 14. What new information would cause you to return to the GET REAL site? Check all that apply.



Gaming Information		22	56%
RSS News Feed		4	10%
Web Design Contest		20	51%
Programming Contest		17	44%
Career Information		24	62%
Scholarship Information		35	90%
Podcasts		7	18%

A BLOG		14	36%
Other, please specify		5	13%

**15.** Would you recommend the GET REAL site to your friends?

probably not		3	8%
maybe		17	44%
yes		16	41%
yes to several friends		3	8%
Total		39	100%

**16.** The Last Question: Were you able to find the NEWS page?

Yes		26	67%
No		13	33%
Total		39	100%