


OSU ETIC Scorecard

Powering the Knowledge Economy
People. Ideas. Innovation



1999-2001
Investment

September 12,
2001
Ron Adams, Dean



OREGON STATE
UNIVERSITY

ENGINEERING

Agenda

- **99-01 Indicators**
- **Research Growth**
- **Industry Match**
- **Top 25 Momentum**



Pro School Admits

Year	99-00	00-01	01-02	02-03
Goal	NA	521	556	556
Actual	531	547		
Forecast			567	642
Variance	NA	+26	+11	+86

98-99: 451 Admits



BS Degrees

Year	99-00	00-01	01-02	02-03
Goal	NA	420	450	480
Actual	415	429		
Forecast			497	521
Variance	NA	+9	+47	+41

98-99: 389 Degrees



Grad Student Credit Hours

Year	99-00	00-01	01-02	02-03
Goal	13,10	13,34	13,57	13,810
Actual	5 14,20	0 15,88	5	
Forecast	4	0	13,84	14,335
Variance	+1099	+2,54	0 265	+525

98-99: 12,870 Credit Hours



Graduate Degrees

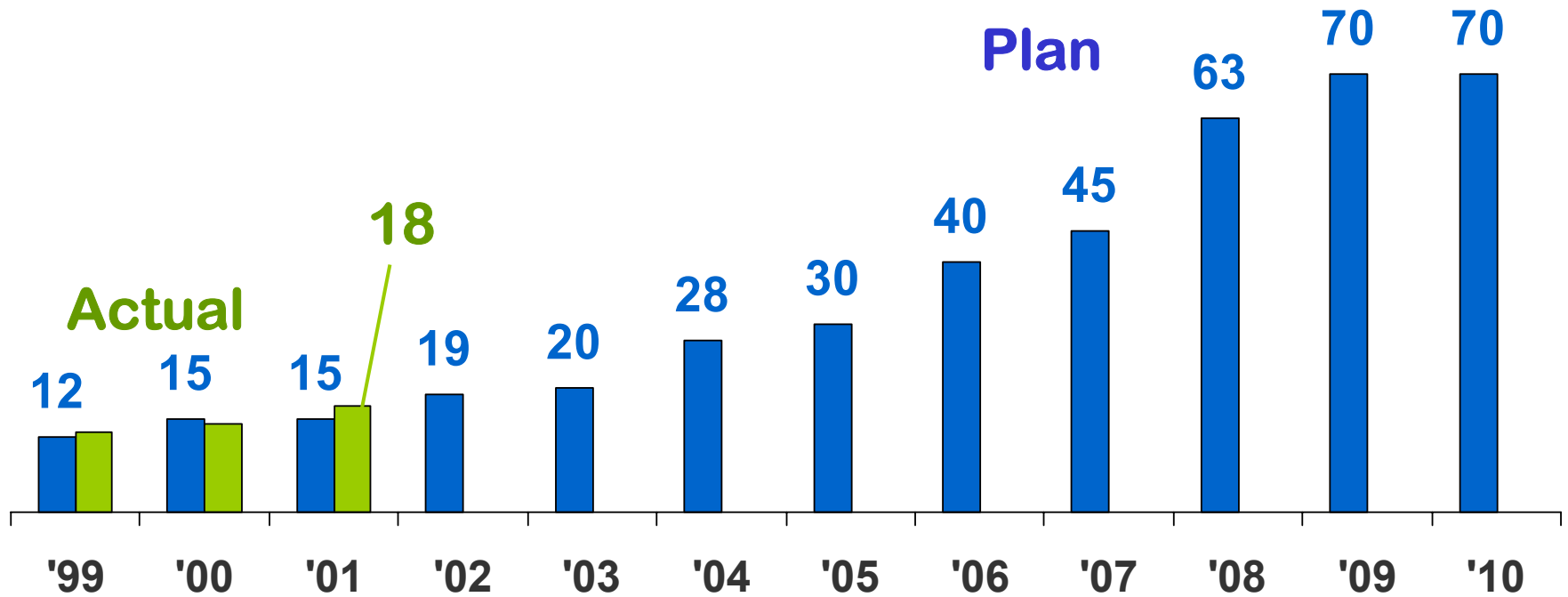
Year	99- 00	00-01	01- 02	02- 03
Goal	NA	170	175	185
Actual	132	139		
Forecast			180	190
Variance	NA	-31	+5	+7

98-99: 164 Degrees



Research Growth

New Research \$ Millions



Industry Match

Dono	Item	Value
Sun	Server, Workstation	\$ 165k
Tek	Printers & Instruments	\$ 370k
Intel	Faculty Fellowships	\$ 225k
Intel	Scholarships	\$ 290k
HP	Computers & Peripherals	\$2,225k
Total		\$3,275k



Agenda

- 99-01 Indicators
- Research Growth
- Industry Match
- *Top 25 Momentum*

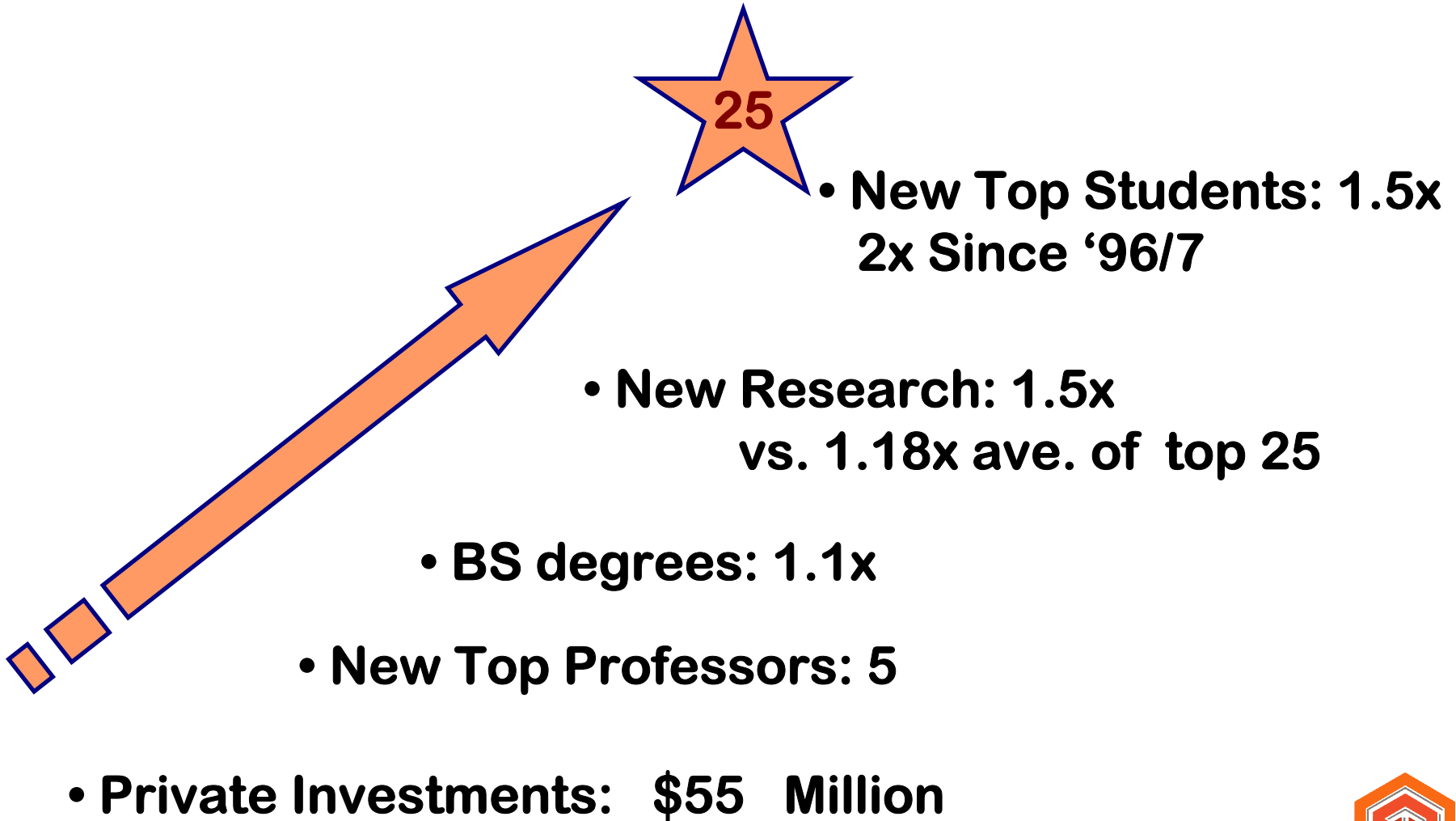


2X & Top-25 Metrics & Results


METRIC	'98-'99 Baseline	'00-'01 Plan	'00-'01 Results	Change from '98-'99	2010 Goal
New Research Grants & Contracts	\$12M	\$15M	\$18M	50%	\$70M
Top New Freshmen (GPA>3.9 & SAT>1300)	47	>60	68	45%	400
Graduate Record Exam (Ave Score)	1315	1350	1380	5%	1420
BS Degrees	389	420	429	10%	800
Grad Degrees	164	170	139	-15%	300
Undergrad enrollment	2421	3400	2890 (23 rd largest)	19%	3800
Grad enrollment	403	total	455	13%	1050
Faculty					
• Research Expenditures /Prof	\$150,000	\$160,000	\$170,000 est.	13%	\$500,000
• PhD/Prof	1.8	1.8	1.4	-17%	3
• MS/Prof	3.5	3.5	2.8	-17%	5
• NAE Members	0	1	1 (emeritus)	+1	7
U.S. News & World Report Rank					
• Undergraduate	74	70	76	-2 places	25
• Graduate	83	70	73	10 places	25
Investments					
• Accumulative total private commitments: Top 25	\$7M	\$27M	\$55M	+\$48M	\$132M by '06
• State funds: Top 25	0	\$26M	\$23M	+\$23M	\$ 48M by '06
• Degree growth	\$3M	\$11M	\$7M	+\$7M	



OSU Momentum: 1999 to 2001

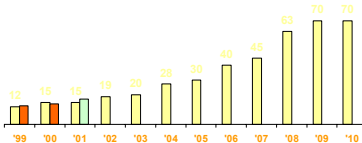


Summary



Top 25 Momentum

\$\$\$ Industry Match



Research Growth

yr	1	2	3
go			
ac			
va			

**99-01
Indicators**

